

# Holding of Specified Securities

## Annexure - I

1. Name of Listed Entity:	WEIZMANN FOREX LIMITED		
2. Scrip Code/Name of Scrip/Class of Security	533452		
3. Share Holding Pattern Filed under: Reg. 31(1)(a)/Reg. 31(1)(b)/Reg.31(1)(c)- Reg 31(1)(a)- As on December 1, 2017			
a. If under 31(1)(b) then indicate the report for Quarter ending			
b. If under 31(1)(c) then indicate date of allotment/extinguishment			
4. Declaration: The Listed entity is required to submit the following declaration to the extent of submission of information:-			
	<b>Particulars</b>	<b>Yes*</b>	<b>No*</b>
1	Whether the Listed Entity has issued any partly paid up shares?		No*
2	Whether the Listed Entity has issued any Convertible Securities or Warrants?		No*
3	Whether the Listed Entity has any shares against which depository receipts are issued?		No*
4	Whether the Listed Entity has any shares in locked-in?		No*
5	Whether any shares held by promoters are pledge or otherwise encumbered?		No*
* If the Listed Entity selects the option 'No' for the questions above, the columns for the partly paid up shares, Outstanding Convertible Securities/Warrants, depository receipts, locked-in shares, No of shares pledged or otherwise encumbered by promoters, as applicable, shall not be displayed at the time of dissemination on the Stock Exchange website. Also wherever there is 'No' declared by Listed Entity in above table the values will be considered as 'Zero' by default on submission of the format of holding of specified securities.			


CERTIFIED TRUE COPY  
For WEIZMANN FOREX LIMITED  
  
COMPANY SECRETARY

Table I - SUMMARY STATEMENT HOLDING OF SPECIFIED SECURITIES

Category (I)	Category of shareholder (II)	No.s of Shareholders (III)	No. of fully paid up equity Share held (IV)	No.s of Partly paid-up equity Share held (V)	No. of shares underlying Depository Receipts (VI)	Total nos. shares held (VII)= (IV)+(V)+(VI)	Shareholding as a % of total no. of shares (calculated as per SCRR,1957) (VIII) As a % of (A+B+C 2)	Number of Voting Rights held in each class of securities (IX)			No. of Shares Underlying Outstanding convertible securities (including Warrants) (X)	Shareholding, as a % assuming full conversion of convertible securities (as a % of diluted share capital) (XI)=(VII)+(X)	Number of Locked in shares (XII)		Number of Shares pledged or otherwise encumbered (XIII)		Number of equity shares held in dematerialized form (XIV)	
								No of Voting Rights		Total as a % of (A+B+C)			No. (a)	As a % of total shares held (b)	No. (a)	As a % of total shares held (b)		
								Class Equity x	Class Others y									Total
(A)	Promoter & Promoter Group	19	8646898	0	0	8646898	74.7708	8646898	0	8646898	74.77	0	74.77	0	0.00	0	0.0000	8646898
(B)	Public	8911	2917459	0	0	2917459	25.2292	2917459	0	2917459	25.23	0	25.23	0	0.00	NA	NA	2917459
(C)	Non Promoter-Non Public	0	0	0	0	0	0	0	0	0	0.00	0	0.00	0	0.00	NA	NA	0
(C1)	Shares underlying DRs	0	0	0	0	0	NA	0	0	0	0.00	0	0.00	0	0.00	NA	NA	0
(C2)	Shares held by Employee Trusts	0	0	0	0	0	0	0	0	0	0.00	0	0.00	0	0.00	NA	NA	0
	<b>Total</b>	8930	11564357	0	0	11564357		11564357	0	11564357	100.00	0	100.00	0	0.00			11016585





Table II - STATEMENT SHOWING SHAREHOLDING PATTERN OF THE PROMOTER AND PROMOTER GROUP

Category & Name of the shareholders (I)	PAN (II)	No of Share holders (III)	No of fully paid up equity Shares held (IV)	Partly paid-up equity Share held (V)	No. of shares underlying Depository Receipts (VI)	Total nos. shares held (VII)= (IV)+(V)+(VI)	Shareholding % calculated as per SCRR,1957 As a % of (A+B+C 2) (VIII)	Number of Voting Rights held in each class of securities (IX)			No. of Shares Underlying Outstanding convertible securities (including Warrants) (X)	Shareholding, as a % assuming full conversion of convertible securities (as a % of diluted share capital) (XI)=(VII)+(X)	Number of Locked in shares (XII)		Number of Shares pledged or otherwise encumbered (XIII)		Number of equity shares held in dematerialized form (XIV)	
								No of Voting Rights					Total as a % of (A+B+C)	No. (a)	As a % of total shares held (b)	No. (a)		As a % of total shares held (b)
								Class Equity x	Class Others y	Total								
<b>1 Indian</b>																		
<b>(a) Individuals/Hindu undivided Family</b>																		
Chetan Mehra	AABPM4010H	1	1224067	0	0	1224067	10.58	1224067	0	1224067	10.58	0	10.58	0	0.00	0	0.00	1224067
DHARMENDRA GULABCHAND SIRAJ	AADPS0939D	1	529201	0	0	529201	4.58	529201	0	529201	4.58	0	4.58	0	0.00	0	0.00	529201
Isha Siraj Kedia	ABHPS6728F	1	116514	0	0	116514	1.01	116514	0	116514	1.01	0	1.01	0	0.00	0	0.00	116514
Anju Siraj	AAMPS8160M	1	829069	0	0	829069	7.17	829069	0	829069	7.17	0	7.17	0	0.00	0	0.00	829069
Nirmal D Mehra	ABMPM5482F	1	3360	0	0	3360	0.03	3360	0	3360	0.03	0	0.03	0	0.00	0	0.00	3360
Radhika Mehra	AIZPM8435A	1	80005	0	0	80005	0.69	80005	0	80005	0.69	0	0.69	0	0.00	0	0.00	80005
Shweta Siraj Mehta	AVBPS0803R	1	116514	0	0	116514	1.01	116514	0	116514	1.01	0	1.01	0	0.00	0	0.00	116514
Arun D. Mehra	AAUPM6401D	1	133			133	0.00	133		133	0.00		0.00					133
<b>Total</b>		<b>8</b>	<b>2898863</b>	<b>0</b>	<b>0</b>	<b>2898863</b>	<b>25.07</b>	<b>2898863</b>	<b>0</b>	<b>2898863</b>	<b>25.07</b>	<b>0</b>	<b>25.07</b>	<b>0</b>	<b>0.00</b>	<b>0</b>	<b>0.00</b>	<b>2898863</b>
<b>(d) Any Other(GROUP COMPANIES)</b>																		
Hansneel Impex Pvt Ltd	AAACH1309J	1	352424	0	0	352424	3.05	352424	0	352424	3.05	0	3.05	0	0.00	0	0.00	352424
Kotta Enterprises Limited	AAACK2391P	1	932725	0	0	932725	8.07	932725	0	932725	8.07	0	8.07	0	0.00	0	0.00	932725





Avinaya Resources Limited	AAACK5643G	1	1000	0	0	1000	0.01	1000	0	1000	0.01	0	0.01	0	0.00	0	0.00	1000
Purvaja Projects Limited	AAACP3416G	1	260631	0	0	260631	2.25	260631	0	260631	2.25	0	2.25	0	0.00	0	0.00	260631
RAMAKRISHNA IRON WORKS PVT LTD	AAACR2593L	1	1000	0	0	1000	0.01	1000	0	1000	0.01	0	0.01	0	0.00	0	0.00	1000
Sitex India Private Limited	AAACS7463G	1	407578	0	0	407578	3.52	407578	0	407578	3.52	0	3.52	0	0.00	0	0.00	407578
Tapi Energy Projects Ltd	AAACT5757C	1	1000	0	0	1000	0.01	1000	0	1000	0.01	0	0.01	0	0.00	0	0.00	1000
WINDIA INFRASTRUCTURE FINANCE LIMITED	AAACW1343B	1	2034600	0	0	2034600	17.59	2034600	0	2034600	17.59	0	17.59	0	0.00	0	0.00	2034600
Inspeed Power Private Limited	AACCI0139H	1	410269	0	0	410269	3.55	410269	0	410269	3.55	0	3.55	0	0.00	0	0.00	410269
Karma Energy Limited	AADCK1232G	1	1000	0	0	1000	0.01	1000	0	1000	0.01	0	0.01	0	0.00	0	0.00	1000
Prabhanjan Multitrade Private Limited	AADCP1061A	1	1345808	0	0	1345808	11.64	1345808	0	1345808	11.64	0	11.64	0	0.00	0	0.00	1345808
<b>Total</b>		<b>11</b>	<b>5748035</b>	<b>0</b>	<b>0</b>	<b>5748035</b>	<b>49.70</b>	<b>5748035</b>	<b>0</b>	<b>5748035</b>	<b>49.70</b>	<b>0</b>	<b>49.70</b>	<b>0</b>	<b>0.00</b>	<b>0</b>	<b>0.00</b>	<b>5748035</b>
<b>Sub-Total (A)(1)</b>		<b>19</b>	<b>8646898</b>	<b>0</b>	<b>0</b>	<b>8646898</b>	<b>74.77</b>	<b>8646898</b>	<b>0</b>	<b>8646898</b>	<b>74.77</b>	<b>0</b>	<b>74.77</b>	<b>0</b>	<b>0.00</b>	<b>0</b>	<b>0.00</b>	<b>8646898</b>
<b>2 Foreign</b>																		
<b>(a) Individuals(Non-Resident Individuals/Foreign Individuals)</b>																		
			0	0	0	0	0.00	0	0	0	0.00	0	0.00	0	0.00	0	0.00	0
<b>Total</b>		<b>0</b>	<b>0</b>	<b>0</b>	<b>0</b>	<b>0</b>	<b>0.00</b>	<b>0</b>	<b>0</b>	<b>0</b>	<b>0.00</b>	<b>0</b>	<b>0.00</b>	<b>0</b>	<b>0.00</b>	<b>0</b>	<b>0.00</b>	<b>0</b>
<b>(b) Government</b>																		
			0	0	0	0	0.00	0	0	0	0.00	0	0.00	0	0.00	0	0.00	0
<b>Total</b>		<b>0</b>	<b>0</b>	<b>0</b>	<b>0</b>	<b>0</b>	<b>0.00</b>	<b>0</b>	<b>0</b>	<b>0</b>	<b>0.00</b>	<b>0</b>	<b>0.00</b>	<b>0</b>	<b>0.00</b>	<b>0</b>	<b>0.00</b>	<b>0</b>
<b>(c) Institutions</b>																		
			0	0	0	0	0.00	0	0	0	0.00	0	0.00	0	0.00	0	0.00	0
<b>Total</b>		<b>0</b>	<b>0</b>	<b>0</b>	<b>0</b>	<b>0</b>	<b>0.00</b>	<b>0</b>	<b>0</b>	<b>0</b>	<b>0.00</b>	<b>0</b>	<b>0.00</b>	<b>0</b>	<b>0.00</b>	<b>0</b>	<b>0.00</b>	<b>0</b>
<b>(d) Foreign Portfolio Investor</b>																		
			0	0	0	0	0.00	0	0	0	0.00	0	0.00	0	0.00	0	0.00	0
<b>Total</b>		<b>0</b>	<b>0</b>	<b>0</b>	<b>0</b>	<b>0</b>	<b>0.00</b>	<b>0</b>	<b>0</b>	<b>0</b>	<b>0.00</b>	<b>0</b>	<b>0.00</b>	<b>0</b>	<b>0.00</b>	<b>0</b>	<b>0.00</b>	<b>0</b>
<b>Sub-Total (A)(2)</b>		<b>0</b>	<b>0</b>	<b>0</b>	<b>0</b>	<b>0</b>	<b>0.00</b>	<b>0</b>	<b>0</b>	<b>0</b>	<b>0.00</b>	<b>0</b>	<b>0.00</b>	<b>0</b>	<b>0.00</b>	<b>0</b>	<b>0.00</b>	<b>0</b>
<b>Total Shareholding of Promoter and Promoter Group (A) = (A)(1)+(A)(2)</b>		<b>19</b>	<b>8646898</b>	<b>0</b>	<b>0</b>	<b>8646898</b>	<b>74.77</b>	<b>8646898</b>	<b>0</b>	<b>8646898</b>	<b>74.77</b>	<b>0</b>	<b>74.77</b>	<b>0</b>	<b>0.00</b>	<b>0</b>	<b>0.00</b>	<b>8646898</b>



Details of Shares which remain unclaimed may be given hear along with details such as number of shareholders, outstanding shares held in demat/unclaimed suspense account, voting


Note:

(1) PAN would not be displayed on website of Stock Exchange(s).





Table III - STATEMENT SHOWING SHAREHOLDING PATTERN OF THE PUBLIC SHAREHOLDER

Category & Name of the shareholders (I)	PAN (II)	No.s of Share holders (III)	No. of fully paid up equity Share held (IV)	Partly paid-up equity Share held (V)	No.s of shares underlying Depository Receipts (VI)	Total nos. shares held (VII)= (IV)+(V)+(VI)	Shareholding % calculated as per SCRR, 1957) As a % of (A+B+C2) (VIII)	Number of Voting Rights held in each class of securities (IX)			No. of Shares Underlying Outstanding convertible securities (including Warrants) (X)	Total Shareholding, as a % assuming full conversion of convertible securities (as a percentage of diluted share capital) (XI)=(VII)+(X) As a % of (A+B+C2)	Number of Locked in shares (XII)		Number of Shares pledged or otherwise encumbered (XIII)		Number of equity shares held in dematerialized form (XIV)		
								No of Voting Rights					Total as a % of Total Voting Rights	No. (a)	As a % of total shares held (b)	No. (Not applicable) (a)		As a % of total shares held (b)	
								Class Equity x	Class Others y	Total									
																			
<b>1</b>	<b>Institutions</b>																		
(a)	Mutual Funds		0	0	0	0	0.00	0	0	0	0.00	0	0.00	0	0.00	NA	NA	0	
(b)	Venture Capital Funds		0	0	0	0	0.00	0	0	0	0.00	0	0.00	0	0.00	NA	NA	0	
(c)	Alternate Investment Funds		0	0	0	0	0.00	0	0	0	0.00	0	0.00	0	0.00	NA	NA	0	
(d)	Foreign Venture Capital Investors		0	0	0	0	0.00	0	0	0	0.00	0	0.00	0	0.00	NA	NA	0	
(e)	Foreign Portfolio Investors		4	101843	0	0	101843	0.88	101843	0	101843	0.88	0	0.88	0	0.00	NA	NA	101843
(f)	Financial Institution/Banks		3	985	0	0	985	0.01	985	0	985	0.01	0	0.01	0	0.00	NA	NA	852
(g)	Insurance Companies		0	0	0	0	0.00	0	0	0	0.00	0	0.00	0	0.00	NA	NA	0	
(h)	Provident Funds/ Pension Funds		0	0	0	0	0.00	0	0	0	0.00	0	0.00	0	0.00	NA	NA	0	
	<b>SUB TOTAL (B)(1)</b>		<b>7</b>	<b>102828</b>	<b>0</b>	<b>0</b>	<b>102828</b>	<b>0.89</b>	<b>102828</b>	<b>0</b>	<b>102828</b>	<b>0.89</b>	<b>0</b>	<b>0.89</b>	<b>0</b>	<b>0.00</b>	<b>NA</b>	<b>NA</b>	<b>102695</b>
<b>2</b>	<b>Central / State government(s)</b>																		



(a)	Central Government/ State Government(s)/President of India	0	0	0	0	0	0.00	0	0	0	0.00	0	0.00	0	0.00	NA	NA	0
	SUB TOTAL (B)(2)	0	0	0	0	0	0.00	0	0	0	0.00	0	0.00	0	0.00	NA	NA	0
<b>3</b>	<b>Non-institutions</b>																	
(a. 1)	Individuals - i. Individual shareholders holding nominal share capital up to Rs. 1 lakhs.	8396	1038219	0	0	1038219	8.98	1038219	0	1038219	8.98	0	8.98	0	0.00	NA	NA	606383
(a. 2)	INDIVIDUAL - ii. Individual shareholders holding nominal share capital in excess of Rs. 1 lakhs.	19	1256455	0	0	1256455	10.86	1256455	0	1256455	10.86	0	10.86	0	0.00	NA	NA	1209185
	Kanan Ankit Khambhati ACAPS5974M	1	154541	0	0	154541	1.34	154541	0	154541	1.34	0	1.34	0	0.00	NA	NA	154541
	Meghna Pratik Doshi BDLPS3603N	1	305974	0	0	305974	2.65	305974	0	305974	2.65	0	2.65	0	0.00	NA	NA	305974
	MUKUL MAHAVIRPRASAD AGRAWAL AARFP3029P	1	300000	0	0	300000	2.59	300000	0	300000	2.59	0	2.59	0	0.00	NA	NA	300000
	SANJIV DHIRESHBHAI SHAH ADGPS0244P	1	139111	0	0	139111	1.20	139111	0	139111	1.20	0	1.20	0	0.00	NA	NA	139111
(b)	NBFCs registered with RBI	1	16	0	0	16	0.00	16	0	16	0.00	0	0.00	0	0.00	NA	NA	16
(c)	Employee Trusts	0	0	0	0	0	0.00	0	0	0	0.00	0	0.00	0	0.00	NA	NA	0
(d)	Overseas Depositories (holding DRs) (balancing figure)	0	0	0	0	0	0.00	0	0	0	0.00	0	0.00	0	0.00	NA	NA	0
(e)	Any Other(BODIES CORPORATE)	157	321645	0	0	321645	2.78	321645	0	321645	2.78	0	2.78	0	0.00	NA	NA	319011
(e)	Any Other(CLEARING MEMBER)	108	22393	0	0	22393	0.19	22393	0	22393	0.19	0	0.19	0	0.00	NA	NA	22393
(e)	Any Other(DIRECTORS RELATIVES)	2	23561	0	0	23561	0.20	23561	0	23561	0.20	0	0.20	0	0.00	NA	NA	23561
(e)	Any Other(NON RESIDENT INDIANS (NON REPAT))	25	35008	0	0	35008	0.30	35008	0	35008	0.30	0	0.30	0	0.00	NA	NA	35008
(e)	Any Other(NON RESIDENT INDIANS (NRI))	190	90653	0	0	90653	0.78	90653	0	90653	0.78	0	0.78	0	0.00	NA	NA	24887
(e)	Any Other(NON RESIDENT INDIANS (REPAT))	5	26628	0	0	26628	0.23	26628	0	26628	0.23	0	0.23	0	0.00	NA	NA	26628
(e)	Any Other(TRUSTS)	1	53	0	0	53	0.00	53	0	53	0.00	0	0.00	0	0.00	NA	NA	53
	SUB TOTAL (B)(3)	8904	2814631	0	0	2814631	24.34	2814631	0	2814631	24.34	0	24.34	0	0.00	NA	NA	2267125
	Total Public Shareholding (B) = (B)(1)+(B)(2)+(B)(3)	8911	2917459	0	0	2917459	25.23	2917459	0	2917459	25.23	0	25.23	0	0.00	NA	NA	2369820

Details of the shareholders acting as persons in Concert including their Shareholding (No. and %): 0

Details of Shares which remain unclaimed may be given hear along with details such as number of shareholders, outstanding shares held in demat/unclaimed suspense account, voting rights which are frozen etc.

Note:

(1) PAN would not be displayed on website of Stock Exchange(s).







**Table IV - STATEMENT SHOWING SHAREHOLDING PATTERN OF THE NON PROMOTER - NON PUBLIC SHAREHOLDER**

Category & Name of the shareholders (I)	PAN (II)	No. of Share holders (III)	No. of fully paid up equity Share held (IV)	Partly paid-up equity Share held (V)	No.s of shares underlying Depository Receipts (VI)	Total no. shares held (VII)= (IV)+(V)+(VI)	Shareholding % calculated as per SCRR,1957 ) As a % of (A+B+C2) (VIII)	Number of Voting Rights held in each class of securities (IX)			No. of Shares Underlying Outstanding convertible securities (including Warrants) (X)	Total Shareholding, as a % assuming full conversion of convertible securities( as a % of diluted share capital) (XI)=(VII)+(X) As a % of (A+B+C2)	Number of Locked in shares (XII)		Number of Shares pledged or otherwise encumbered (XIII)		Number of equity shares held in dematerialized form (XIV)	
								No of Voting Rights		Total as a % of (A+B+C)			No. (a)	As a % of total shares held (b)	No. (Not applicable) (a)	As a % of total shares held (Not applicable) (b)		
								Class Equity x	Class Others y									Total
<b>1 Custodian/DR Holder</b>			0	0	0	0	0.0000	0	0	0	0.0000	0	0.0000	0	0.0000	NA	NA	0
<b>2 Employee Benefit Trust (under SEBI (Share based Employee Benefit) Regulations, 2014)</b>			0	0	0	0	0.0000	0	0	0	0.0000	0	0.0000	0	0.0000	NA	NA	0
<b>Total Non Promoter- Non Public Shareholding</b>			0	0	0	0	0.0000	0	0	0	0.0000	0	0.0000	0	0.0000	NA	NA	0

**Note**

- (1) PAN would not be displayed on website of Stock Exchange(s).
- (2) The above format needs to disclose name of all holders holding more than 1% of total number of shares.
- (3) W.r.t. the information pertaining to Depository Receipts, the same may be disclosed in the respective columns to the extent information available.




# Holding of Specified Securities

## Annexure - I

1. Name of Listed Entity:	KARMA ENERGY LIMITED	
2. Scrip Code/Name of Scrip/Class of Security	533451	
3. Share Holding Pattern Filed under: Reg. 31(1)(a)/Reg. 31(1)(b)/Reg.31(1)(c)		
a. If under 31(1)(b) then indicate the report for Quarter ending	30-09-2017	
b. If under 31(1)(c) then indicate date of allotment/extinguishment		
4. Declaration: The Listed entity is required to submit the following declaration to the extent of submission of information:-		

	Particulars	Yes*	No*
1	Whether the Listed Entity has issued any partly paid up shares?		
2	Whether the Listed Entity has issued any Convertible Securities or Warrants?		
3	Whether the Listed Entity has any shares against which depository receipts are issued?		
4	Whether the Listed Entity has any shares in locked-in?		
5	Whether any shares held by promoters are pledge or otherwise encumbered?		

\* If the Listed Entity selects the option 'No' for the questions above, the columns for the partly paid up shares, Outstanding Convertible Securities/Warrants, depository receipts, locked-in shares, No of shares pledged or otherwise encumbered by promoters, as applicable, shall not be displayed at the time of dissemination on the Stock Exchange website. Also wherever there is 'No' declared by Listed Entity in above table the values will be considered as 'Zero' by default on submission of the format of holding of specified securities.

**For KARMA ENERGY LIMITED**

**COMPANY SECRETARY**



Table I - SUMMARY STATEMENT HOLDING OF SPECIFIED SECURITIES

Category (i)	Category of shareholder (ii)	No.s of Share holders (iii)	No. of fully paid up equity Share held (iv)	No.s of Partly paid-up equity Share held (v)	No. of shares underlying Depository Receipts (vi)	Total nos. shares held (vii) = (iv)+(v)+(vi)	Shareholding as a % of total no. of shares (calculated as per SCRR, 1957) (viii) As a % of (A+B+C2)	Number of Voting Rights held in each class of securities (ix)			No. of Shares Underlying Outstanding convertible securities (including Warrants) (x)	Shareholding as a % assuming full conversion of convertible securities (as a % of diluted share capital) (xi) = (vii)+(x) As a % of (A+B+C2)	Number of Locked in shares (xii)		Number of Shares pledged or otherwise encumbered (xiii)	Number of equity shares held in dematerialized form (xiv)	
								No. of Voting Rights					As a % of total shares held (b)	No. (b)			As a % of total shares held (b)
								Class Equity	Class Others	Total							
(A)	Promoter & Promoter Group	21	8644046	0	0	8644046	74.7114	8644046	0	8644046	0	0.0000	0	0.0000	8644046		
(B)	Public	8816	2925872	0	0	2925872	25.2886	2925872	0	252886	0	0.0000	NA	NA	2367669		
(C)	Non Promoter-Non Public	0	0	0	0	0	0.0000	0	0	0.0000	0	0.0000	NA	NA	0		
(C1)	Shares underlying DRs	0	0	0	0	0	0.0000	0	0	0.0000	0	0.0000	NA	NA	0		
(C2)	Shares held by Employee Trusts	0	0	0	0	0	0.0000	0	0	0.0000	0	0.0000	NA	NA	0		
	Total	8837	11569918	0	0	11569918	100.0000	11569918	0	100.0000	0	0.0000	NA	NA	11017175		


  
**For KARMA ENERGY LIMITED**  
**COMPANY SECRETARY**

Table II - STATEMENT SHOWING SHAREHOLDING PATTERN OF THE PROMOTER AND PROMOTER GROUP															
Category & Name of the shareholders (i)	PAN (ii)	No of Share holders (iii)	No of fully paid up equity Shares held (iv)	Partly paid-up equity Shares held (v)	No of shares underlying Depository Receipts (vi)	Total nos. shares held (VII) = (V)+(VI)	Shareholding % calculated as per SCRR, 1957 As a % of (A+B+C2) (viii)	Number of Voting Rights (ix)		No. of Underlying convertible securities (including Warrants) (x)	Shareholding, as % assuming full conversion of convertible securities as a % of diluted share capital (XI) = (VII)+(X) As a % of (A+B+C2)	Number of Locked in shares (xii)		Number of Shares pledged or otherwise encumbered (xiii)	Number of equity shares held in dematerialized form (xiv)
								Class Equity	Class Preference			No. (a)	As a % of total shares held (b)		
<b>1 Indian</b>															
<b>(a) Individuals/Hindu undivided Family</b>															
Chetan Mehta	A4BRM4010H	1	370247	0	0	370247	3.2001	370247	0	370247	3.2001	0	0.0000	0	370247
DHARMENDRA GULBHAND SIBAJ	AADRS0939D	1	828345	0	0	828345	7.1595	828345	0	828345	7.1595	0	0.0000	0	828345
Anju Siraj	AAAFS18160M	1	989097	0	0	989097	8.5402	989097	0	989097	8.5402	0	0.0000	0	989097
ARUN MEHRA	AAUPM6401D	1	133	0	0	133	0.0011	133	0	133	0.0011	0	0.0000	0	133
Isha Siraj Kedia	ABHPS6729F	1	16629	0	0	16629	0.1437	16629	0	16629	0.1437	0	0.0000	0	16629
Nirmal D Mehta	ABMPM5482F	1	3360	0	0	3360	0.0290	3360	0	3360	0.0290	0	0.0000	0	3360
Rudhika Mehta	AJFPM8435A	1	796715	0	0	796715	6.8861	796715	0	796715	6.8861	0	0.0000	0	796715
Shweta Siraj Mehta	AVBPS0803R	1	16629	0	0	16629	0.1437	16629	0	16629	0.1437	0	0.0000	0	16629
<b>Total</b>		<b>8</b>	<b>3020155</b>	<b>0</b>	<b>0</b>	<b>3020155</b>	<b>26.1035</b>	<b>3020155</b>	<b>0</b>	<b>3020155</b>	<b>26.1035</b>	<b>0</b>	<b>0.0000</b>	<b>0</b>	<b>3020155</b>
<b>(b) Central Government/State Governments</b>															
<b>Total</b>		<b>0</b>	<b>0</b>	<b>0</b>	<b>0</b>	<b>0</b>	<b>0.0000</b>	<b>0</b>	<b>0</b>	<b>0</b>	<b>0.0000</b>	<b>0</b>	<b>0.0000</b>	<b>0</b>	<b>0</b>
<b>(c) Financial Institutions/Banks</b>															
<b>Total</b>		<b>0</b>	<b>0</b>	<b>0</b>	<b>0</b>	<b>0</b>	<b>0.0000</b>	<b>0</b>	<b>0</b>	<b>0</b>	<b>0.0000</b>	<b>0</b>	<b>0.0000</b>	<b>0</b>	<b>0</b>
<b>(d) Any Other (BODIES CORPORATE)</b>															
Wicmann Limited	AAACW1260	1	500	0	0	500	0.0043	500	0	500	0.0043	0	0.0000	0	500
Hansmeil Inveq Pvt Ltd	AAACH1305J	1	1001	0	0	1001	0.0087	1001	0	1001	0.0087	0	0.0000	0	1001
Kota Enterprises Limited	AAACK2381P	1	2294026	0	0	2294026	19.8275	2294026	0	2294026	19.8275	0	0.0000	0	2294026
Avayate Resources Limited	AAACI5543S	1	1000	0	0	1000	0.0086	1000	0	1000	0.0086	0	0.0000	0	1000
Purvaja Projects Limited	AAACP3416G	1	1000	0	0	1000	0.0086	1000	0	1000	0.0086	0	0.0000	0	1000
RAMAKRISHNA IRON WORKS PVT LTD	AAACR2993L	1	1000	0	0	1000	0.0086	1000	0	1000	0.0086	0	0.0000	0	1000
Steez India Private Limited	AAAC57463S	1	245308	0	0	245308	2.1202	245308	0	245308	2.1202	0	0.0000	0	245308
Tata Energy Projects Ltd	AAAC15757C	1	1000	0	0	1000	0.0086	1000	0	1000	0.0086	0	0.0000	0	1000
WINDIA INFRASTRUCTURE FINANCE LIMITED	AAACW1343B	1	1000	0	0	1000	0.0086	1000	0	1000	0.0086	0	0.0000	0	1000
Greenwiz Projects Limited	AAACA2066B	1	1000	0	0	1000	0.0086	1000	0	1000	0.0086	0	0.0000	0	1000
Inspired Power Private Limited	AAACD0139H	1	2119442	0	0	2119442	18.3186	2119442	0	2119442	18.3186	0	0.0000	0	2119442
Prashanting Multitrade Private Limited	AAADCP1061A	1	956614	0	0	956614	8.2691	956614	0	956614	8.2691	0	0.0000	0	956614
<b>Total</b>		<b>11</b>	<b>5622391</b>	<b>0</b>	<b>0</b>	<b>5622391</b>	<b>48.5949</b>	<b>5622391</b>	<b>0</b>	<b>5622391</b>	<b>48.5949</b>	<b>0</b>	<b>0.0000</b>	<b>0</b>	<b>5622391</b>
<b>Sub-Total (A1)</b>		<b>21</b>	<b>8644046</b>	<b>0</b>	<b>0</b>	<b>8644046</b>	<b>74.7114</b>	<b>8644046</b>	<b>0</b>	<b>8644046</b>	<b>74.7114</b>	<b>0</b>	<b>0.0000</b>	<b>0</b>	<b>8644046</b>
<b>2 Foreign</b>															
<b>(a) Individuals (Non-Resident Individuals/Foreign Individuals)</b>															
<b>Total</b>		<b>0</b>	<b>0</b>	<b>0</b>	<b>0</b>	<b>0</b>	<b>0.0000</b>	<b>0</b>	<b>0</b>	<b>0</b>	<b>0.0000</b>	<b>0</b>	<b>0.0000</b>	<b>0</b>	<b>0</b>
<b>(b) Government</b>															
<b>Total</b>		<b>0</b>	<b>0</b>	<b>0</b>	<b>0</b>	<b>0</b>	<b>0.0000</b>	<b>0</b>	<b>0</b>	<b>0</b>	<b>0.0000</b>	<b>0</b>	<b>0.0000</b>	<b>0</b>	<b>0</b>
<b>(c) Institutions</b>															
<b>Total</b>		<b>0</b>	<b>0</b>	<b>0</b>	<b>0</b>	<b>0</b>	<b>0.0000</b>	<b>0</b>	<b>0</b>	<b>0</b>	<b>0.0000</b>	<b>0</b>	<b>0.0000</b>	<b>0</b>	<b>0</b>
<b>(d) Foreign Portfolio Investor</b>															
<b>Total</b>		<b>0</b>	<b>0</b>	<b>0</b>	<b>0</b>	<b>0</b>	<b>0.0000</b>	<b>0</b>	<b>0</b>	<b>0</b>	<b>0.0000</b>	<b>0</b>	<b>0.0000</b>	<b>0</b>	<b>0</b>
<b>Sub-Total (A2)</b>		<b>0</b>	<b>0</b>	<b>0</b>	<b>0</b>	<b>0</b>	<b>0.0000</b>	<b>0</b>	<b>0</b>	<b>0</b>	<b>0.0000</b>	<b>0</b>	<b>0.0000</b>	<b>0</b>	<b>0</b>
<b>Total Shareholding of Promoter and Promoter Group (A) = (A1)+(A2)</b>		<b>21</b>	<b>8644046</b>	<b>0</b>	<b>0</b>	<b>8644046</b>	<b>74.7114</b>	<b>8644046</b>	<b>0</b>	<b>8644046</b>	<b>74.7114</b>	<b>0</b>	<b>0.0000</b>	<b>0</b>	<b>8644046</b>

Details of Shares which remain unclaimed may be given here along with details such as number of shareholders, outstanding shares held in demat/unclaimed suspense account, voting rights which are frozen etc.

(1) PAN would not be displayed on website of Stock Exchanges.

(2) The term "Embrace" has the same meaning as assigned under regulation 2B(3) of SEBI (Substantial Acquisition of Shares and Takeovers) Regulations, 2011.



Table III - STATEMENT SHOWING SHAREHOLDING PATTERN OF THE PUBLIC SHAREHOLDER

Category & Name of the shareholders (i)	PAN (ii)	No. of Share holders (iii)	No. of fully paid up equity Share held (iv)	Partly paid-up equity Share held (v)	No. of underlying Depository Receipts (vi)	Total nos. shares held (vii)=(v)+(vi)	Shareholding % calculated as per SCRR,1957 As a % of (A+B+C2) (viii)	Number of Voting Rights held in each class of securities (ix)			No. of Underlying Outstanding convertible securities (including Warrants) (x)	Total Shareholding, as a % assuming full convertible securities as a percentage of diluted share capital (XI)=(VII)+(X) As a % of (A+B+C2)	Number of Locked in shares (XII)		Number of Shares pledged or otherwise encumbered (XIII)	Number of equity shares held in dematerialized form (XIV)		
								Class Equity x	Class Others y	Total z			No. (c)	As a % of total sharehold (b)			No. (No. of applicable) (a)	As a % of total sharehold (b)
1 Institutions																		
(a) Mutual Funds		0	0	0	0	0	0.0000	0	0	0.0000	0	0.0000	0	0.0000	NA	NA		
(b) Venture Capital Funds		0	0	0	0	0	0.0000	0	0	0.0000	0	0.0000	0	0.0000	NA	NA		
(c) Alternate Investment Funds		0	0	0	0	0	0.0000	0	0	0.0000	0	0.0000	0	0.0000	NA	NA		
(d) Foreign Venture Capital Investors		0	0	0	0	0	0.0000	0	0	0.0000	0	0.0000	0	0.0000	NA	NA		
(e) Foreign Portfolio Investors		0	0	0	0	0	0.0000	0	0	0.0000	0	0.0000	0	0.0000	NA	NA		
(f) Financial Institution/Banks		2	199	0	0	199	0.0017	199	0	0.0017	0	0.0017	0	0.0000	NA	65		
(g) Insurance Companies		0	0	0	0	0	0.0000	0	0	0.0000	0	0.0000	0	0.0000	NA	NA		
(h) Provident Funds/ Pension Funds		0	0	0	0	0	0.0000	0	0	0.0000	0	0.0000	0	0.0000	NA	NA		
SUB TOTAL (B)(1)		2	199	0	0	199	0.0017	199	0	0.0017	0	0.0017	0	0.0000	NA	66		
2 Central / State government(s)		0	0	0	0	0	0.0000	0	0	0.0000	0	0.0000	0	0.0000	NA	NA		
(a) Central government/ State Government(s)/President of India		0	0	0	0	0	0.0000	0	0	0.0000	0	0.0000	0	0.0000	NA	NA		
SUB TOTAL (B)(2)		0	0	0	0	0	0.0000	0	0	0.0000	0	0.0000	0	0.0000	NA	NA		
3 Non-institutions																		
(a. Individuals - i. Individual shareholders holding nominal 1) share capital up to Rs. 2 lakhs.		8453	1526611	0	0	1526611	13.1947	1526611	0	13.1947	0	13.1947	0	0.0000	NA	1084943		
(a. INDIVIDUAL - ii. Individual shareholders holding nominal 2) share capital in excess of Rs. 2 lakhs.		12	852215	0	0	852215	7.3658	852215	0	7.3658	0	7.3658	0	0.0000	NA	804945		
Kanan Ankit Khambhati	ACAPS5974M	1	121903	0	0	121903	1.0536	121903	0	1.0536	0	1.0536	0	0.0000	NA	121903		
Kanan Ankit Khambhati	ACAPS5974M	1	133193	0	0	133193	1.1512	133193	0	1.1512	0	1.1512	0	0.0000	NA	133193		
Meghna Pratik Doshi	BDLPS3603N	1	121903	0	0	121903	1.0536	121903	0	1.0536	0	1.0536	0	0.0000	NA	121903		
MOHANCHAND H	ADEPM2077J	1	164295	0	0	164295	1.4200	164295	0	1.4200	0	1.4200	0	0.0000	NA	164295		
(b) NBFCs registered with RBI		0	0	0	0	0	0.0000	0	0	0.0000	0	0.0000	0	0.0000	NA	0		
(c) Employee Trusts		0	0	0	0	0	0.0000	0	0	0.0000	0	0.0000	0	0.0000	NA	0		
(d) Overseas Depositories (holding DRs) (balancing figure)		0	0	0	0	0	0.0000	0	0	0.0000	0	0.0000	0	0.0000	NA	0		
(e) Any Other(BODIES CORPORATE)		105	392237	0	0	392237	3.3901	392237	0	3.3901	0	3.3901	0	0.0000	NA	388603		
(e) Any Other(CLEARING MEMBER)		23	15404	0	0	15404	0.1331	15404	0	0.1331	0	0.1331	0	0.0000	NA	15404		
(e) Any Other(DIRECTORS RELATIVES)		1	22871	0	0	22871	0.1977	22871	0	0.1977	0	0.1977	0	0.0000	NA	22871		
(e) Any Other(NON RESIDENT INDIANS (NON REPAT))		31	26753	0	0	26753	0.2312	26753	0	0.2312	0	0.2312	0	0.0000	NA	26753		
(e) Any Other(NON RESIDENT INDIANS (NRI))		188	89529	0	0	89529	0.7738	89529	0	0.7738	0	0.7738	0	0.0000	NA	23031		
(e) Any Other(TRUSTS)		1	53	0	0	53	0.0005	53	0	0.0005	0	0.0005	0	0.0000	NA	53		
SUB TOTAL (B)(3)		8814	2925673	0	0	2925673	25.2869	2925673	0	25.2869	0	25.2869	0	0.0000	NA	2367603		
Total Public Shareholding (B) = (B)(1)+(B)(2)+(B)(3)		8816	2925672	0	0	2925672	25.2866	2925672	0	25.2866	0	25.2866	0	0.0000	NA	2367669		

Details of the shareholders acting as persons in Concert including their Shareholding (No. and %): 0

Details of Shares which remain unclaimed may be given hear along with details such as number of shareholders, outstanding shares held in demat/unclaimed suspense account, voting rights which are frozen etc.

Note:

(1) PAN would not be displayed on website of Stock Exchange(s).

(2) The above format needs to be disclosed along with the name of following persons:

Institutions/Non Institutions holding more than 1% of total number of shares.


--	--	--	--	--	--	--	--	--	--	--	--	--	--	--	--	--

Table IV - STATEMENT SHOWING SHAREHOLDING PATTERN OF THE NON PROMOTER - NON PUBLIC SHAREHOLDER

Category & Name of the shareholders (i)	PAN (ii)	No. of Share holders (iii)	No. of fully paid up equity Share held (iv)	Partly paid-up equity Share held (v)	No. of shares underlying Depository Receipts (vi)	Total no. shares held (vii) = (iv)+(v)+(vi)	Shareholding % calculated as per SCRR,1957 As a % of (A+B+C2) (viii)	Number of Voting Rights held in each class of securities (ix)			No. of Shares Underlying Outstanding convertible securities (including Warrants) (x)	Total Shareholding, as a % assuming full conversion of convertible securities as a % of diluted share capital (xi) = (vii)+(x) As a % of (A+B+C2)	Number of Locked in shares (xii)		Number of Shares pledged or otherwise encumbered (xiii)		Number of equity shares held in dematerialized form (xiv)
								Class Equity x	Class Others y	Total			No. (a)	As a % of total shares held (b)	No. (Not applicable) (a)	As a % of total shares held (Not applicable)	
1 Custodian/DR Holder		0	0	0	0	0	0.0000	0	0	0	0.0000	0	0.0000	NA	NA	0	
2 Employee Benefit Trust (under SEBI (Share based Employee Benefit) Regulations, 2014)		0	0	0	0	0	0.0000	0	0	0	0.0000	0	0.0000	NA	NA	0	
Total Non Promoter- Non Public Shareholding (C)=(1)+(C)(2)		0	0	0	0	0	0.0000	0	0	0	0.0000	0	0.0000	NA	NA	0	

Note

- (1) PAN would not be displayed on website of Stock Exchange(s).
- (2) The above format needs to disclose name of all holders holding more than 1% of total number of shares.
- (3) W.T.T. the information pertaining to Depository Receipts, the same may be disclosed in the respective columns to the extent information available.

  
**FOR KARMA ENERGY LIMITED**  
**COMPANY SECRETARY**



# Holding of Specified Securities

## Annexure - I

1. Name of Listed Entity: KARMA ENERGY LIMITED POST HOLDING SHAREHOLDING PATTERN

2. Scrip Code/Name of Scrip/Class of Security 533451

3. Share Holding Pattern Filed under: Reg. 31(1)(a)/Reg. 31(1)(b)/Reg.31(1)(c)

a. If under 31(1)(b) then indicate the report for Quarter ending **30-09-2017**

b. If under 31(1)(c) then indicate date of allotment/extinguishment

4. Declaration: The Listed entity is required to submit the following declaration to the extent of submission of information:-

	Particulars	Yes*	No*
1	Whether the Listed Entity has issued any partly paid up shares?		
2	Whether the Listed Entity has issued any Convertible Securities or Warrants?		
3	Whether the Listed Entity has any shares against which depository receipts are issued?		
4	Whether the Listed Entity has any shares in locked-in?		
5	Whether any shares held by promoters are pledge or otherwise encumbered?		

\* If the Listed Entity selects the option 'No' for the questions above, the columns for the partly paid up shares, Outstanding Convertible Securities/Warrants, depository receipts, locked-in shares, No of shares pledged or otherwise encumbered by promoters, as applicable, shall not be displayed at the time of dissemination on the Stock Exchange website. Also wherever there is 'No' declared by Listed Entity in above table the values will be considered as 'Zero' by default on submission of the format of holding of specified securities.

For KARMA ENERGY LTD

T V Subramanian  
CFO & Company Secretary



Table I - SUMMARY STATEMENT HOLDING OF SPECIFIED SECURITIES

Category (i)	Category of shareholder (ii)	No.s of Share holders (iii)	No. of fully paid up equity Share held (iv)	No.s of Partly paid-up equity Share held (v)	No. of shares underlying Depository Receipts (vi)	Total nos. shares held (vii) = (iv)+(v)+(vi)	Shareholding as a % of total no. of shares (calculated as per SCRR, 1957) (viii) As a % of (A+B+C2)	Number of Voting Rights held in each class of securities (ix)			No. of Underlying Outstanding convertible securities (including Warrants) (x)	Shareholding as a % assuming full conversion of convertible securities as a % of diluted share capital (xi) = (vii)+(x) As a % of (A+B+C2)	Number of Locked in shares (xii)		Number of Shares pledged or otherwise encumbered (xiii)		Number of equity shares held in dematerialized form (xiv)
								Class Equity x	Class Others y	Total			No. (a)	As a % of total shares held (b)	No. (a)	As a % of total shares held (b)	
(A)	Promoter & Promoter Group	21	12573999	0	0	12573999	74.73	12573999	0	12573999	74.7296	0	0.0000	0	0.0000	12573999	
(B)	Public	8816	4251990	0	0	4251990	25.27	4251990	0	4251990	25.2704	0	0.0000	NA	NA	3443257	
(C)	Non Promoter-Non Public	0	0	0	0	0	0	0	0	0	0.0000	0	0.0000	NA	NA	0	
(C1)	Shares underlying DRs	0	0	0	0	0	NA	0	0	0	0.0000	0	0.0000	NA	NA	0	
(C2)	Shares held by Employee Trusts	0	0	0	0	0	0	0	0	0	0.0000	0	0.0000	NA	NA	0	
	Total	8837	16825989	0	0	16825989	0	16825989	0	16825989	100.0000	0	0.0000	NA	NA	16017256	



For KARMA ENERGY LTD  
 T V Subramanian,  
 CFO & Company Secretary



Table II - STATEMENT SHOWING SHAREHOLDING PATTERN OF THE PROMOTER AND PROMOTER GROUP

Category & Name of the shareholders (i)	PAN (ii)	No of Share holders (iii)	No of fully paid up equity Shares held (iv)	Partly paid-up equity Share held (v)	No of shares underlying Depository Receipts (vi)	Total nos. shares held (vii) = (iv)+(v)+(vi)	Shareholding % calculated as per SCRR 1957 As a % of (A+B+C2) (viii)	Number of Voting Rights held in each class of securities (ix)			No. of Shares Outstanding convertible securities (including Warrants) (x)	Shareholding, as a % of full conversion of convertible securities (as a % of diluted share capital) (xi) = (x)/(ii)+(x) As a % of (A+B+C2)	Number of Locked in shares (xii)		Number of Shares pledged or otherwise encumbered (xiii)		Number of equity shares held in dematerialized form (xiv)
								No of Voting Rights					No. (a)	As a % of total shares held (b)	No. (a)	As a % of total shares held (b)	
								Class Equity	Class x	Others y							
<b>1 Indian</b>																	
<b>(a) Individuals/Hindu undivided Family</b>																	
Chetan Mehta	AABPM4010H	1	926641	0	0	926641	5.51	0	0	0	5.51	0	0	0	0	0	926641
Dharmendra Gulabchand Siraj	AADFS039D	1	1068891	0	0	1068891	6.35	0	0	0	6.35	0	0	0	0	0	1068891
Aju Siraj	AAMFSR160M	1	1364947	0	0	1364947	8.11	0	0	0	8.11	0	0	0	0	0	1364947
Arun Mehta	AAUPM6401D	1	193	0	0	193	0.00	0	0	0	0.00	0	0	0	0	0	193
Isha Siraj Kedia	ABHPS6728F	1	69590	0	0	69590	0.41	0	0	0	0.41	0	0	0	0	0	69590
Nirmal D Mehta	ABHPS6728F	1	4887	0	0	4887	0.03	0	0	0	0.03	0	0	0	0	0	4887
Radhika Mehta	AIZPMB435A	1	833081	0	0	833081	4.95	0	0	0	4.95	0	0	0	0	0	833081
Shweta Siraj Mehta	AVBPS0803R	1	69590	0	0	69590	0.41	0	0	0	0.41	0	0	0	0	0	69590
<b>Total</b>		<b>8</b>	<b>4337820</b>	<b>0</b>	<b>0</b>	<b>4337820</b>	<b>25.78</b>	<b>0</b>	<b>0</b>	<b>0</b>	<b>25.78</b>	<b>0</b>	<b>0</b>	<b>0</b>	<b>0</b>	<b>0</b>	<b>4337820</b>
<b>(b) Central Government/State Government(s)</b>																	
<b>Total</b>		<b>0</b>	<b>0</b>	<b>0</b>	<b>0</b>	<b>0</b>	<b>0.0000</b>	<b>0</b>	<b>0</b>	<b>0</b>	<b>0.0000</b>	<b>0</b>	<b>0</b>	<b>0</b>	<b>0</b>	<b>0</b>	<b>0</b>
<b>(c) Financial Institutions/Banks</b>																	
<b>Total</b>		<b>0</b>	<b>0</b>	<b>0</b>	<b>0</b>	<b>0</b>	<b>0.0000</b>	<b>0</b>	<b>0</b>	<b>0</b>	<b>0.0000</b>	<b>0</b>	<b>0</b>	<b>0</b>	<b>0</b>	<b>0</b>	<b>0</b>
<b>(d) Any Other (BODIES CORPORATE)</b>																	
Weizmann Limited	AAACW1260H	1	500	0	0	500	0.0043	500	0	0	0.0030	0	0	0	0	0	500
Weizmann Forex Ltd	AABC07143A	1	1000	0	0	1000	0.0086	1000	0	0	0.0059	0	0	0	0	0	1000
<b>Total</b>		<b>2</b>	<b>1500</b>	<b>0</b>	<b>0</b>	<b>1500</b>	<b>0.0089</b>	<b>1500</b>	<b>0</b>	<b>0</b>	<b>0.0089</b>	<b>0</b>	<b>0</b>	<b>0</b>	<b>0</b>	<b>0</b>	<b>1500</b>
<b>(e) Any Other (GROUP COMPANIES)</b>																	
Hansaraj Impex Pvt Ltd	AAACH1309J	1	161194	0	0	161194	0.9580	161194	0	0	0.9580	0	0	0	0	0	161194
Kotia Enterprises Limited	AAACK2391P	1	2717991	0	0	2717991	16.1535	2717991	0	0	16.1535	0	0	0	0	0	2717991
Kumar Resources Limited	AAAK35643G	1	1455	0	0	1455	0.0086	1455	0	0	0.0086	0	0	0	0	0	1455
Rungta Projects Limited	AAAGP3416G	1	119469	0	0	119469	0.7100	119469	0	0	0.7100	0	0	0	0	0	119469
Siroh Projects Private Ltd	AAAG35116G	1	1455	0	0	1455	0.0086	1455	0	0	0.0086	0	0	0	0	0	1455
Siroh India Pvt Ltd	AAAG35293L	1	430571	0	0	430571	2.5590	430571	0	0	2.5590	0	0	0	0	0	430571
Tapo Energy Projects Ltd	AAACT5752C	1	445	0	0	445	0.0028	445	0	0	0.0028	0	0	0	0	0	445
Windia Infrastructure Finance Ltd	AAACM1342B	1	925818	0	0	925818	5.3023	925818	0	0	5.3023	0	0	0	0	0	925818
Greenweez Projects Limited	AAACB2069B	1	2305928	0	0	2305928	13.7046	2305928	0	0	13.7046	0	0	0	0	0	2305928
Inspeard Power Private Limited	AAAC01139H	1	1568345	0	0	1568345	9.3210	1568345	0	0	9.3210	0	0	0	0	0	1568345
Prabhanjan Multitrade Private Limited	AAACP1051A	1	8234681	0	0	8234681	48.9402	8234681	0	0	48.9402	0	0	0	0	0	8234681
<b>Total</b>		<b>11</b>	<b>8234681</b>	<b>0</b>	<b>0</b>	<b>8234681</b>	<b>48.9402</b>	<b>8234681</b>	<b>0</b>	<b>0</b>	<b>48.9402</b>	<b>0</b>	<b>0</b>	<b>0</b>	<b>0</b>	<b>0</b>	<b>8234681</b>
<b>Sub-Total (A)(1)</b>		<b>21</b>	<b>12574001</b>	<b>0</b>	<b>0</b>	<b>12574001</b>	<b>74.7296</b>	<b>12574001</b>	<b>0</b>	<b>0</b>	<b>74.7296</b>	<b>0</b>	<b>0</b>	<b>0</b>	<b>0</b>	<b>0</b>	<b>12574001</b>
<b>2 Foreign</b>																	
<b>(a) Individuals (Non-Resident Individuals/Foreign Individuals)</b>																	
<b>Total</b>		<b>0</b>	<b>0</b>	<b>0</b>	<b>0</b>	<b>0</b>	<b>0.0000</b>	<b>0</b>	<b>0</b>	<b>0</b>	<b>0.0000</b>	<b>0</b>	<b>0</b>	<b>0</b>	<b>0</b>	<b>0</b>	<b>0</b>
<b>(b) Government</b>																	
<b>Total</b>		<b>0</b>	<b>0</b>	<b>0</b>	<b>0</b>	<b>0</b>	<b>0.0000</b>	<b>0</b>	<b>0</b>	<b>0</b>	<b>0.0000</b>	<b>0</b>	<b>0</b>	<b>0</b>	<b>0</b>	<b>0</b>	<b>0</b>
<b>(c) Institutions</b>																	
<b>Total</b>		<b>0</b>	<b>0</b>	<b>0</b>	<b>0</b>	<b>0</b>	<b>0.0000</b>	<b>0</b>	<b>0</b>	<b>0</b>	<b>0.0000</b>	<b>0</b>	<b>0</b>	<b>0</b>	<b>0</b>	<b>0</b>	<b>0</b>
<b>(d) Foreign Portfolio Investor</b>																	
<b>Total</b>		<b>0</b>	<b>0</b>	<b>0</b>	<b>0</b>	<b>0</b>	<b>0.0000</b>	<b>0</b>	<b>0</b>	<b>0</b>	<b>0.0000</b>	<b>0</b>	<b>0</b>	<b>0</b>	<b>0</b>	<b>0</b>	<b>0</b>
<b>Sub-Total (A)(2)</b>		<b>0</b>	<b>0</b>	<b>0</b>	<b>0</b>	<b>0</b>	<b>0.0000</b>	<b>0</b>	<b>0</b>	<b>0</b>	<b>0.0000</b>	<b>0</b>	<b>0</b>	<b>0</b>	<b>0</b>	<b>0</b>	<b>0</b>
<b>Total Shareholding of Promoter and Promoter Group (A) = (A)(1)+(A)(2)</b>		<b>21</b>	<b>12574001</b>	<b>0</b>	<b>0</b>	<b>12574001</b>	<b>74.7114</b>	<b>12574001</b>	<b>0</b>	<b>0</b>	<b>74.7296</b>	<b>0</b>	<b>0</b>	<b>0</b>	<b>0</b>	<b>0</b>	<b>12574001</b>

Details of Shares which remain unclaimed may be given hear along with details such as number of shareholders, outstanding shares held in demat/unclaimed suspense account, voting rights which are frozen etc.

Note:  
 (1) PAN would not be displayed on website of Stock Exchange(s).  
 (2) The term "Encumbrance" has the same meaning as assigned under regulation 28(2) of SEBI (Substantial Acquisition of Shares and Takeovers) Regulations, 2011.



For KARMA ENERGY LTD  
 T V Sankaranarayanan  
 CFO & Company Secretary



Table III - STATEMENT SHOWING SHAREHOLDING PATTERN OF THE PUBLIC SHAREHOLDER

Category & Name of the shareholders (i)	PAN (ii)	No. of Share holders (iii)	No. of fully paid up equity Share held (iv)	Partly paid-up equity Share held (v)	No. of shares underlying Depository Receipts (vi)	Total nos. shares held (vii) = (iv)+(v)+(vi)	Shareholding % calculated SCRR, 1957 As a % of (A+B+C2) (viii)	Number of Voting Rights held in each class of securities (ix)			No. of Underlying Outstanding convertible securities (including Warrants) (x)	Total Shareholding as a % assuming full conversion of convertible securities (as a percentage of diluted share capital) (XI) = (VII)+(X) As a % of (A+B+C2)	Locked in shares (XII)		Number of Shares pledged or otherwise encumbered (XIII)	Number of equity shares held in dematerialized form (XIV)		
								Class Equity	Class Others	Total			No. (a)	As a % of total shares held (b)			No. (for applicable) (a)	As a % of total shares held (b)
<b>1 Institutions</b>																		
(a) Mutual Funds		0	0	0	0	0	0.0000	0	0	0	0.0000	0	0	0.0000	0	0		
(b) Venture Capital Funds		0	0	0	0	0	0.0000	0	0	0	0.0000	0	0	0.0000	0	0		
(c) Alternate Investment Funds		0	0	0	0	0	0.0000	0	0	0	0.0000	0	0	0.0000	0	0		
(d) Foreign Venture Capital Investors		0	0	0	0	0	0.0000	0	0	0	0.0000	0	0	0.0000	0	0		
(e) Foreign Portfolio Investors		0	0	0	0	0	0.0000	0	0	0	0.0000	0	0	0.0000	0	0		
(f) Financial Institutions/Banks		2	289	0	0	289	0.0017	289	0	0	0.0017	0	0	0.0000	0	289		
(g) Insurance Companies		0	0	0	0	0	0.0000	0	0	0	0.0000	0	0	0.0000	0	0		
(h) Provident Funds/ Pension Funds		0	0	0	0	0	0.0000	0	0	0	0.0000	0	0	0.0000	0	0		
SUB TOTAL (B)(1)		2	289	0	0	289	0.0017	289	0	0	0.0017	0	0	0.0000	0	289		
<b>2 Central / State government(s)</b>																		
(a) Central Government/ State Government(s)/President of India		0	0	0	0	0	0.0000	0	0	0	0.0000	0	0	0.0000	0	0		
SUB TOTAL (B)(2)		0	0	0	0	0	0.0000	0	0	0	0.0000	0	0	0.0000	0	0		
<b>3 Non-institutions</b>																		
(a.1) Individuals - i. Individual shareholders holding nominal share capital up to Rs. 2 lakhs.		8453	2220525	0	0	2220525	13.1970	2220525	0	0	13.1970	0	0	0.0000	0	2220525		
(a.2) INDIVIDUAL - ii. Individual shareholders holding nominal share capital in excess of Rs. 2 lakhs.		12	1239585	0	0	1239585	7.3671	1239585	0	0	7.3671	0	0	0.0000	0	1239585		
Kanani Anil Khambhali	ACAPSS574M	1	177313	0	0	177313	1.0538	177313	0	0	1.0538	0	0	0.0000	0	177313		
Kanani Anil Khambhali	ACAPSS574M	1	193735	0	0	193735	1.1514	193735	0	0	1.1514	0	0	0.0000	0	193735		
Meghna Pratik Deshi	BDFPS3603N	1	177313	0	0	177313	1.0538	177313	0	0	1.0538	0	0	0.0000	0	177313		
MOHANCHAND H	ADEPM2077J	1	238975	0	0	238975	1.4203	238975	0	0	1.4203	0	0	0.0000	0	238975		
(b) NBFCs registered with RBI		0	0	0	0	0	0.0000	0	0	0	0.0000	0	0	0.0000	0	0		
(c) Employee Trusts		0	0	0	0	0	0.0000	0	0	0	0.0000	0	0	0.0000	0	0		
(d) Overseas Depositories (holding DRs) (balancing figure)		0	0	0	0	0	0.0000	0	0	0	0.0000	0	0	0.0000	0	0		
(e) Any Other(BODIES CORPORATE)		105	570527	0	0	570527	3.3907	570527	0	0	3.3907	0	0	0.0000	0	570527		
(e) Any Other(CLEARING MEMBER)		23	22406	0	0	22406	0.1332	22406	0	0	0.1332	0	0	0.0000	0	22406		
(e) Any Other(DIRECTORS RELATIVES)		1	33267	0	0	33267	0.1977	33267	0	0	0.1977	0	0	0.0000	0	33267		
(e) Any Other(NON RESIDENT INDIANS (NON REPAT))		31	38913	0	0	38913	0.2313	38913	0	0	0.2313	0	0	0.0000	0	38913		
(e) Any Other(NON RESIDENT INDIANS (NRI))		188	130224	0	0	130224	0.7739	130224	0	0	0.7739	0	0	0.0000	0	130224		
(e) Any Other(TRUSTS)		1	77	0	0	77	0.0005	77	0	0	0.0005	0	0	0.0000	0	77		
SUB TOTAL (B)(3)		8814	4255524	0	0	4255524	25.2914	4255524	0	0	25.2914	0	0	0.0000	0	4255524		
Total Public Shareholding (B) = (B)(1)+(B)(2)+(B)(3)		8816	4255813	0	0	4255813	25.2931	4255813	0	0	25.2931	0	0	0.0000	0	4255813		

Details of the shareholders acting as persons in Concert including their Shareholding (No. and %): 0

Details of Shares which remain unclaimed may be given hear along with details such as number of shareholders, outstanding shares held in demat/unclaimed suspense account, voting rights which are frozen etc.

Note: (1) PAN would not be displayed on website of Stock Exchange(s).

(2) The above format needs to be disclosed along with the name of following persons: Institutions/Non Institutions holding more than 1% of total number of shares.



KARMA ENERGY LTD  
TV Srinivasan  
Company Secretary



Table IV - STATEMENT SHOWING SHAREHOLDING PATTERN OF THE NON PROMOTER - NON PUBLIC SHAREHOLDER

Category & Name of the shareholders (i)	PAN (ii)	No. of Share holders (iii)	No. of fully paid up equity Share held (iv)	Partly paid-up equity Share held (v)	No.s of underlying Depository Receipts (vi)	Total no. shares held (vii)=(iv)+(v)+(vi)	Shareholding % calculated as per SCRR, 1957 As a % of (A+B+C2) (viii)	Number of Voting Rights held in each class of securities (ix)			No. of Underlying Outstanding convertible securities (including Warrants) (x)	Total Shareholding, as a % assuming full conversion of convertible securities as a % of diluted share capital (xi)=(vii)+(x) As a % of (A+B+C2)	Number of Locked in shares (xii)		Number of Shares pledged or otherwise encumbered (xiii)		Number of equity shares held in dematerialized form (xiv)
								No of Voting Rights					No. (a)	As a % of total shares held (b)	No. (Not applicable) (a)	As a % of total shares held (Not applicable)	
								Class Equity	Class Others	Total							
1 Custodian/DR Holder			0	0	0	0	0.0000	0	0	0	0.0000	0	0.0000	NA	NA	0	
2 Employee Benefit Trust (under SEBI (Share based Employee Benefit) Regulations, 2014)			0	0	0	0	0.0000	0	0	0	0.0000	0	0.0000	NA	NA	0	
Total Non Promoter- Non Public Shareholding (C)=(1)+(C)2			0	0	0	0	0.0000	0	0	0	0.0000	0	0.0000	NA	NA	0	

Note

- (1) PAN would not be displayed on website of Stock Exchange(s).
- (2) The above format needs to disclose name of all holders holding more than 1% of total number of shares.
- (3) W.r.t. the information pertaining to Depository Receipts, the same may be disclosed in the respective columns to the extent information available.

For KARMA ENERGY LTD  
 TV Subhashini  
 CFO & Company Secretary

